



International
Benchmark
Tests in English,
Mathematics
& Science

GRADE 4

2015

English

STUDENT NAME _____

NAME OF SCHOOL _____

TEST INSTRUCTIONS

FILL IN YOUR DETAILS

Turn to your ANSWER SHEET and fill in your name, school, grade, section, today's date, your date of birth and gender.

ANSWERING QUESTIONS

Go to the ENGLISH ANSWER SHEET.

This test has **40 QUESTIONS**. Each question has four possible options.

Choose the **BEST** answer from the four options, **A, B, C** or **D**.

FILL in **ONE** circle on your answer sheet with a pencil.

If you make a mistake, erase the pencil mark and fill in a different circle.

You must colour the entire circle as shown below:

Correct response



Incorrect responses



Line



Very light pencil



Pen



Colored pencil

Marks are NOT deducted for incorrect answers.

ALL ANSWERS SHOULD BE MARKED ON YOUR ANSWER SHEET ONLY.

EQUIPMENT ALLOWED IN THIS TEST

You may use a 2B or B pencil for this test. You may NOT use a dictionary for this test.


TIME ALLOWED FOR TEST

The time allowed to complete this test is **60 minutes**.

Alien Exhibition

This weekend at the Exhibition Centre Dr. Xor and his Alien Friends

For the last 20 Earth years, Dr. Xor has been travelling the universe, exploring the deepest, darkest corners of its many different galaxies. This weekend he returns to Earth and brings with him his best alien friends! Don't miss this chance to experience the alien world in your very own city.



SAY HELLO TO REAL-LIFE ALIENS

There are over 30 aliens visiting Earth, including:

- Toxy, the three-headed singing monkey from Jupiter
- Munchy, the sneezing chicken from Planet X-22
- Ziggy, the thumb-sized pig from Planet P-43

Caution: Please do not feed Earth food to the aliens. Earth food may cause aliens to blow up.

EAT LIKE AN ALIEN

Experience the finest alien food from across the universe.

- Rainbow bananas from Venus
- Chocolate curry from Planet J-17
- Invisible jelly from Planet Mirgla

SIT IN THE GAGATRON


Take a guided tour of Dr. Xor's famous spaceship.

- See where Dr. Xor eats, sleeps and works.
- Sit in the pilot's seat and imagine what it would be like to fly The Gagatron.
- One lucky visitor will be taken for a spin in The Gagatron by Dr. Xor himself.


1 What will happen at the exhibition centre?

- A There will be aliens for sale.
- B People will meet some aliens.
- C Dr. Xor will build a spaceship.
- D There will be a spaceship race.


2 Which picture shows Ziggy?




A



B



C



D

3 If an alien eats your apple, it might

- A explode.
- B get sick.
- C start to sing.
- D start to sneeze.

4 The poster says that someone at the event will get the chance to

- A fly in a spaceship.
- B live on another planet.
- C become Dr. Xor's assistant.
- D take an alien to visit their school.

5 ... exploring the deepest, darkest corners of its many different galaxies ...

What does this sentence say about the places Dr. Xor has visited?

- A Dangerous aliens live in these places.
- B The weather in these places is often stormy.
- C Dr. Xor visits the same place every year.
- D These places are far away and mysterious.

Megaships


Boats and ships have been used to move people and goods for many thousands of years. The first boat was most likely a simple canoe made from a hollowed-out tree trunk. Indeed, wood was the main material used for boats and ships until about 150 years ago. This is when iron began being used and so ships started to become much, much bigger.

In 1912, the famous *Titanic* became the longest ship ever built. Although it sank on its first voyage, it was an impressive vessel measuring 269 metres in length. In the year 2000, the title of the longest cruise ship was handed to the *Explorer of the Seas*. At 310 metres long, the ship was able to take 3,000 guests on holiday.

The current record holder for the longest ship in active service is the *Emma Maersk*, a container ship that is longer than the height of most skyscrapers. Its anchor alone weighs 29 tons – about the same as five adult African elephants. Container ships are used to transport cargo all over the world; moving goods long distances by rail and air can be too expensive.

But the *Emma Maersk* is not the longest ship ever built. This title goes to an oil tanker called *Seawise Giant*. At 458 metres long, it was about the same size as five football pitches placed end to end. In 2009, after 30 years of service, the ship was sailed to India to be broken up as scrap.

Megaships are constructed for other purposes too. Aircraft carriers are built to carry fighter jets into war zones, and the *Pieter Schelte* was designed to carry oil rigs out to sea. The company responsible for this monster-sized oil rig transporter has started construction on an even longer ship, so the *Emma Maersk* won't hold onto its record for long.



6 What caused ships to greatly increase in size?

- A greater demand for holidays
- B a change in the materials used
- C growth in trade between countries
- D an increase in the skills of ship-builders

7 Why is the *Titanic* mentioned in this text?

- A It sank on its first voyage.
- B It was the first ship made of iron.
- C It was once used as a container ship.
- D It was once the biggest ship in the world.

8 Which of these is the longest ship still sailing today?

- A *Explorer of the Seas*
- B *Emma Maersk*
- C *Seawise Giant*
- D *Pieter Schelte*

9 Why are container ships used instead of planes to transport most cargo?

- A They are safer.
- B They are faster.
- C They are cheaper.
- D They are more reliable.

10 Why are skyscrapers mentioned in the text?

- A People are more familiar with the size of skyscrapers than of ships.
- B Megaships were first created by people who design skyscrapers.
- C Skyscrapers are built with the same materials as ships.
- D Megaships are named after skyscrapers.

Choose the best word(s) for each blank space.

Holidays

Holidays are 11 much fun. I wake up late and then 12 the day playing with Tuffy, 13 cat. In 14 evening, my sister and I go out 15 football in the park.

11 Choose the best option for space 11.

- A so
- B lots
- C such
- D most

12 Choose the best option for space 12.

- A spending
- B spends
- C spend
- D spent

13 Choose the best option for space 13.

- A mine's
- B mine
- C our's
- D our

14 Choose the best option for space 14.

- A the
- B this
- C that
- D those

15 Choose the best option for space 15.

- A to plays
- B to play
- C for plays
- D for play



Choose the best option for each blank space.

Music

'Do you like this ____ **16** ____ asked Mother.

'No, I ____ **17** ____,' said Waffa. 'I only like three types of music – pop ____ **18** ____.'

'Ah!' said Mother. '____ **19** ____ a modern girl!'

'Of course I am,' said Waffa. 'I'm not like ____ **20** ____'


- 16** A song.'
 B song,'
 C song!'
 D song?'

- 17** A dont
 B do'nt
 C don't
 D do'n't

- 18** A rock and rap
 B , rock and rap
 C , rock and, rap
 D , rock, and, rap

- 19** A Your
 B You'r
 C Youre
 D You're

- 20** A you'.
 B you.'
 C you,'
 D you?'



Best Trick Ever

'This is your best trick ever,' said Sabina as she examined the mirror. 'It really does look smashed.'

Anna put the black marker pen behind her ear and admired her work. She had drawn what looked like a small hole in the middle of the mirror with jagged lines, like cracks, spreading away from it. 'Have you got the spoons?'

'I sure do!' said Sabina with a grin. She pulled a bundle of metal spoons from her pocket. 'Will they sound like a smashing mirror?'

'There's only one way to find out.' Anna took the spoons and stepped over to the bathtub. 'Are you ready?' she asked. 'What are you going to scream?'


'I'm going to scream "Oh no!", like you said.'

Anna stuck out her arm and held the spoons menacingly above the middle of the bathtub. She was just about to let the spoons go when her foot slipped on a wet tile. She reached for the towel rail but it was just too far away. Instead of the spoons tumbling into the bathtub, it was Anna. And instead of a smashing sound, there was a loud thud!

Sabina's mother came rushing into the bathroom, her hands covered in flour from cooking. 'Have you seen my spoons?' she asked. 'I need my spoons! And why is Anna in my bathtub?'

Sabina shrugged her shoulders.

'I want you to find my spoons,' said Sabina's mother, 'and then you can wipe those silly pen marks off my mirror.'



21 What is the trick?

- A hiding in the bathtub
- B making the tiles slippery
- C pretending the mirror is broken
- D taking the spoons from the kitchen

22 Why does Sabina look at the mirror?

- A to check how she looks
- B to see if the mirror is clean
- C to look for Anna's reflection
- D to inspect the pattern Anna drew

23 *And instead of a smashing sound, there was a loud thud!*

What made the loud thud?

- A Anna falling into the bathtub
- B the mirror dropping on the floor
- C spoons tumbling into the bathtub
- D Sabina's mother knocking at the door

24 What is Sabina's mother most worried about?

- A Anna
- B the mirror
- C the spoons
- D the bathtub

25 How does Sabina's mother react to the trick?

- A She is surprised by the trick.
- B She is not fooled by the trick.
- C She thinks the trick is funny.
- D She feels the trick is dangerous.

Spelling

Choose the correctly spelt word for each blank space.

Tami's Birthday

Tami did not like 26. It was her 27 favourite month. It was the month when 28 of her friends had birthdays. When she turned the pages of her 29, or searched the 30 on the wall, her own birthday seemed very far away.

26 Choose the best option for space 26.

- A Febuary
- B Feburary
- C February
- D Febyuary

27 Choose the best option for space 27.

- A leest
- B least
- C leaced
- D leased

28 Choose the best option for space 28.


- A sevrel
- B sevaral
- C sevarel
- D several

29 Choose the best option for space 29.

- A diary
- B dairy
- C diery
- D dietary

30 Choose the best option for space 30.

- A calender
- B calandar
- C callander
- D calendar



Replace the **bolded** words. The meaning of the text should remain the same.

Empanadas

The empanada is one of the **staple** street foods of South America. To make empanadas you must **combine** pastry ingredients and work this into a dough of the right **consistency**. Each circle of dough should be **stuffed** with meat and onions. Before cooking, fold the circle of dough in half and **dampen** the edges so that the dough sticks together.

31 Select the best word to replace **staple**.

- A tasty
- B main
- C cheap
- D healthy

32 Select the best word to replace **combine**.

- A add
- B buy
- C find
- D blend

33 Select the best word to replace **consistency**.


- A shape
- B flavour
- C texture
- D temperature

34 Select the best word to replace **stuffed**.

- A filled
- B roasted
- C covered
- D mixed

35 Select the best word to replace **dampen**.

- A pinch
- B pierce
- C moisten
- D straighten



Crazy Lacing

Tying our own shoelaces is one of the first skills we learn as kids. But once we have mastered this skill, many of us give our laces little more thought – we just slip on our shoes, tie the knot and get on with our day. We only look down again if a lace comes loose.

And that's a real shame because there's a whole lot of fun that can be had with laces. Try one of the unusual lacing patterns below and your feet could be the talking point of your school!



Double Lacing

This method uses two laces, one starting higher up than the other.


- ⊕ Can use different coloured laces to create cool patterns
- ⊖ Laces may tangle
- ⊖ Needs regular tightening
- ⊖ Two sets of laces are needed



Gap Lacing

This method leaves a gap in the middle of the lacing.

- ⊕ Useful if you have a sore spot on the top of your foot
- ⊕ Makes your foot feel more comfortable
- ⊖ Leaves you with longer lace ends
- ⊖ Can look bad if the laces are thin



Checkerboard Lacing

This is step lacing but an extra lace is weaved up and down through the regular lace.

- ⊕ Looks totally awesome
- ⊕ Can use different coloured laces to create cool patterns
- ⊖ Two sets of laces are needed
- ⊖ Not good for sports



Zipper Lacing

This method locks the laces at each pair of eyelets so the laces don't come loose.

- ⊕ Keeps shoes very tight
- ⊕ Great for sports
- ⊖ Need long laces
- ⊖ Taking off your shoes takes longer

36 The purpose of this text is to encourage children to

- A buy more shoes.
- B be more creative.
- C get more exercise.
- D repair their own shoes.

37 What does the first paragraph suggest about laces?

- A People have stopped buying laces.
- B People have forgotten how to tie laces.
- C People don't like unusual lacing patterns.
- D People don't give much attention to laces.

38 Which picture shows step lacing?



A



B



C



D

39 According to the text, which lacing method would be good for football boots?

- A double lacing
- B gap lacing
- C checkerboard lacing
- D zipper lacing

40 According to the text, what is a problem with both double lacing and checkerboard lacing?

- A The laces may get tangled.
- B The laces will be long at the ends.
- C You need two laces for each shoe.
- D You need to keep tightening the laces.

