


Student	[REDACTED]		
Gender	[REDACTED]	Birth	99/99/9999
Subject	[REDACTED]	ID	00227
School Name	INDIAN SCHOOL AL WADI AL KABIR		
Grade	05	Section	H
 027-E-00227-05-2 1052			

English

TEST INSTRUCTIONS

FILL IN YOUR DETAILS

Turn to your ANSWER SHEET and fill in your name, school, grade, section, today's date, your date of birth and gender.

ANSWERING QUESTIONS

Go to the ENGLISH ANSWER SHEET.



This test has **40 QUESTIONS**. Each question has four possible options.

Choose the **BEST** answer from the four options, **A, B, C** or **D**.

FILL in **ONE** circle on your answer sheet with a pencil.

If you make a mistake, erase the pencil mark and fill in a different circle.

You must colour the entire circle as shown below:

Correct response 	Incorrect responses 
	Line Very light pencil Pen Colored pencil

Marks are NOT deducted for incorrect answers.

ALL ANSWERS SHOULD BE MARKED ON YOUR ANSWER SHEET ONLY.

EQUIPMENT ALLOWED IN THIS TEST

You may use a 2B or B pencil for this test. You may NOT use a dictionary for this test.

TIME ALLOWED FOR TEST

The time allowed to complete this test is **60 minutes**.

Hiding Spot

'Tara, can we play now?' my little cousin begged.

'Alright,' I grumbled, regretting that I'd agreed to look after Dexter while our mothers went to the mall. I looked up from my laptop. 'One, two, three ... Coming, ready or not!'

Dexter never took long to hide. He did his hiding on the basis that if *he* couldn't see *me*, then I couldn't see *him*. I always found him within seconds, usually in full view with his eyes shut tight. This time he was partly under the table, his yellow trousers and bright red socks sticking out.

Usually, I pretended not to see him for a while. 'Where can Dexter be?' I would say. But today I wasn't in the mood. I got out of my chair and gave his leg a nudge with my foot. 'Found you.'


'Again, Tara,' he demanded.

This time I counted to one hundred, very, very slowly, while I played on my laptop. 'Coming, ready or not,' I eventually called.

The house was strangely silent. Dexter wasn't under the table, or behind the chair, or standing in the kitchen. Then I noticed the door to the laundry was wide open, and this led onto the busy street.

I ran outside and looked frantically around, shouting Dexter's name ... but he was nowhere to be seen. I would have to call his mother.

When I rushed back inside the house, a large heap of washing on the laundry floor began to move. And when I saw those red socks wriggling, my heart stopped beating so fast.



1 What does Dexter usually do when hiding from Tara?

- A make noises to trick Tara
- B ask Tara to count for a long time
- C close his eyes so that Tara can't see him
- D hide in places that are too small for Tara

2 *I got out of my chair and gave his leg a nudge with my foot.*

How is Tara feeling at this point?

- A furious
- B amused
- C relieved
- D bored

3 Why does Tara count to one hundred?

- A to give her more time for herself
- B to allow Dexter more time to hide
- C to teach Dexter to be more patient
- D to show off her counting skills

4 How does Tara react when she sees that the door is open?

- A She panics.
- B She relaxes.
- C She gets angry.
- D She gets excited.

5 Where is Dexter at the end of the story?

- A in his bedroom
- B on the busy street
- C under a pile of clothes
- D standing in the kitchen

What is Henna?

Henna is made by drying and grinding the leaves of the henna plant. It is used to make organic dyes for the hair and skin.


The green powder can be mixed with an acidic liquid that speeds up the release of the dye and helps make the colour stronger. The dye can be used to make temporary red, brown or orange designs. The stain is produced by tannin, a substance also found in black tea and red wine.



The benefit of tannins is that they do not cause permanent chemical changes to the surfaces they are applied to, and so cause less damage.

People have used henna in ritual skin painting for birth and marriage celebrations in places including Indonesia, India and parts of the Middle East for thousands of years. Western cultures have adopted henna to make temporary tattoos and organic hair dye. Hair dye may last up to six weeks before it fades. Unlike synthetic dyes, henna leaves no discolouration, as it fades evenly. However, skin dye does not stay visible for more than a week due to the fact that older skin is constantly flaking off as young skin takes its place.

Dried henna leaves are crushed into a powder that is mixed into a paste. Hot water and an acidic liquid like lemon juice or vinegar is added. Then the paste is applied to a surface such as the hands or the feet and left on for several hours or overnight. By the time it dries and crumbles off, the skin underneath has been dyed.



6 What is the main purpose of this text?

- A to describe the history of henna
- B to explain how henna dye is used
- C to discuss the health benefits of henna
- D to show different designs made using henna

7 What is a tannin?

- A a colour
- B a type of henna
- C a type of tea used to make dye
- D a substance that makes a stain

8 Lemon juice or vinegar is added to the paste to make the

- A colour stronger.
- B paste dry faster.
- C henna smell better.
- D dye safer for your skin.

9 Why does henna dye last longer on the hair than on the skin?

- A Skin gets wet more often than hair.
- B Hair absorbs the dye more quickly.
- C Skin is always being replaced so the colour fades more quickly.
- D Hair can be dyed a darker colour than skin so the colour fades more slowly.

10 What does the text suggest is the main advantage of henna over non-natural dyes?

- A Henna lasts longer.
- B Henna is temporary.
- C Henna is easier to use.
- D Henna provides stronger colours.

Choose the best word(s) for each blank space.

Homework

Mr Patel inhaled **11** and opened a window to calm **12** down. His student, Amal, had forgotten to hand in **13** another assignment. The excuse this time was that her cat had **14** birth to kittens. **15** the third time this term!

11 Choose the best option for space 11.

- A deep
- B depth
- C deeply
- D depthly

12 Choose the best option for space 12.

- A his
- B him
- C his-self
- D himself

13 Choose the best option for space 13.


- A yet
- B now
- C just
- D already

14 Choose the best option for space 14.

- A gave
- B given
- C been gave
- D been given

15 Choose the best option for space 15.

- A By
- B For
- C Since
- D Until



Replace the **bolded** words. The meaning of the text should remain the same.

The Thief

The thief was caught with a book **concealed** in his backpack. He initially **refuted** the allegations, but the security guard's **bulk** made him change his mind. The thief was **promptly** taken to the police station where he was **detained** in a cell.

16 Select the best word to replace **concealed**.

- A found
- B hidden
- C wrapped
- D locked

17 Select the best word to replace **refuted**.

- A accepted
- B avoided
- C denied
- D ignored

18 Select the best word to replace **bulk**.


- A size
- B speed
- C cruelty
- D weapon

19 Select the best word to replace **promptly**.

- A rightly
- B angrily
- C carefully
- D immediately

20 Select the best word to replace **detained**.

- A held
- B shoved
- C punished
- D abandoned



The Bubble Maker

When Grandpa gave me the bubble maker he could see that I was disappointed: it was a gift for younger children, not for girls my age.

'It's not what you think, Mia,' he said, handing me a jar of gooey liquid. 'I made it myself.'

That's when I knew I'd be having fun; the machines Grandpa built in his garage always led to adventure.

Outside the house, Grandpa started up the bubble maker and I poured in a few drops of the liquid. Within seconds, there was the biggest bubble I had ever seen.

Grandpa prodded it with his finger, but instead of the bubble popping, his finger went inside it.

'Watch this,' he said. And then his whole hand went in. 'See, I told you!' And then he laughed out loud before forcing his entire body inside the bubble.

'Keep adding more air,' he said, or at least that's what I thought he said. I could barely hear him inside that bubble.

A few seconds later, Grandpa shouted, 'I'm ready!' Then he jumped, and the bubble took off.

Carried by the wind, Grandpa floated to the roof of a nearby building. All I could hear were the muted screams of delight.

That's when the bubble burst, pierced by a radio antenna.

This was three days ago. And Grandpa is still up there. He's refusing to come down until I float up there myself.



21 At the start of the story, why is Mia disappointed with the gift?

- A Grandpa had made the gift.
- B She thinks it will create a mess.
- C She thinks she is too old to enjoy it.
- D Grandpa had given her a similar gift before.

22 What made Mia change her mind about the gift?

- A playing with the gift with Grandpa
- B Grandpa's threat to take the gift away
- C Grandpa's offer to teach her how to use it
- D past experience with Grandpa's inventions

23 Why did Grandpa jump?

- A to show his excitement
- B to start the bubble moving
- C to get down from the building
- D to test the strength of the bubble

24 Why has Grandpa stayed on the roof?

- A He is enjoying the view.
- B He is too scared to climb down.
- C He wants Mia to copy what he did.
- D He is waiting for the wind to blow again.

25 What makes Grandpa special to Mia?

- A the fun they share
- B the gifts he gives her
- C the skills he teaches her
- D the things they create together

Spelling

Choose the correctly spelt word for each blank space.

New Ring

My new ring has **26** ! I don't know **27** I lost it or it was **28** . I am very upset. It was so **29** . I called the police but they don't have any **30** about the ring.

- 26**
- A dissapered
 - B dissapeared
 - C disappeared
 - D disapeered

- 27**
- A weaver
 - B wether
 - C weather
 - D whether

- 28**
- A stolan
 - B stolen
 - C stollen
 - D stoalan

- 29**
- A butiful
 - B beutiful
 - C beautiful
 - D beautyful

- 30**
- A infomation
 - B infamacion
 - C infomartion
 - D information



Choose the best option for each blank space.

Wrestler

'Hey, Joe! **31** going to watch our two **32** wrestle each other. Come along **33** be funny!'

34 your mother's father a professional wrestler?'

'Yes, and he competed at two different Olympic Games **35** Tokyo and Mexico.'

31 Choose the best option for space 31.

- A Were
- B 'Were'
- C We're
- D 'We're'

32 Choose the best option for space 32.

- A grandfathers
- B grandfather's
- C grandfathers'
- D grandfather's'

33 Choose the best option for space 33.


- A . It'll
- B . 'It'll
- C , 'It'll
- D , It'll'

34 Choose the best option for space 34.


- A Wasn't
- B 'Wasn't
- C Was'nt
- D 'Was'nt'

35 Choose the best option for space 35.

- A ?
- B ;
- C ;
- D :



Stone Skimming



Stone skipping involves making a stone bounce on water multiple times. It requires water, stones, and most importantly, a lot of skill.

Water

Inland lakes provide the best water for stone skipping as the surface is smooth. Windy days should be avoided as ripples can disrupt the path of the stone.

Stones

The best stones are usually flat, have a smooth surface, and are the size of the palm of the thrower's hand. If a stone is too heavy, it will sink, but if it's too light, it may wobble in the air. Round stones work well but rounded ones with a slight corner are easier for the finger to grip around, enabling the thrower to put spin on the stone.

Skill

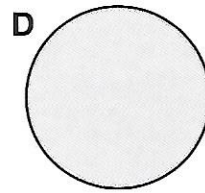
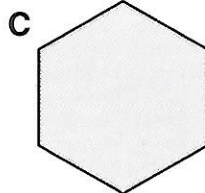
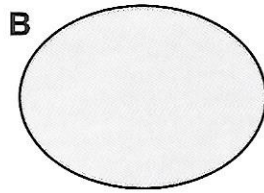
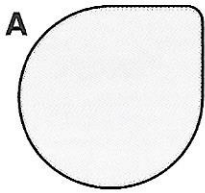
The stone should be thrown from around knee height and make an angle of between 10 and 20 degrees with the surface of the water. The stone should leave the hand and hit the water with the front of the stone slightly higher than the back so that it doesn't dive straight into the water. The index finger is used to add spin: a spinning stone moves faster through the air and will travel a lot further than a non-spinning stone.

Stone-skipping experts such as Russel Byars argue that technique should not be sacrificed for power: throwing a stone as hard as you can will have little effect if your technique is wrong. And Russel should know – he holds the record for the greatest number of bounces (51).

Want to be a stone skimmer?

The World Stone Skimming Championships are held in Scotland every September. Anyone of any age can enter, and each competitor must use specially selected local stones. As long as the stone bounces the required three times, the number of subsequent bounces is not important: the winner is the person whose stone travels the greatest distance. The current record is 65 metres.

36 Which of these flat stones has the best shape for skimming?



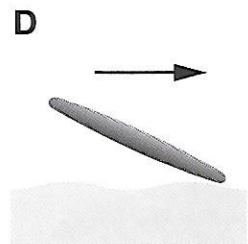

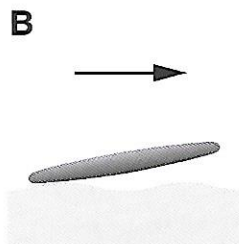
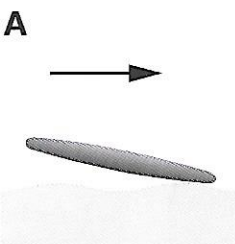
37 According to the text, what is most important for making a stone bounce on water?

- A** power
- B** hand size
- C** technique
- D** water temperature

38 According to the text, you can make the stone travel faster by

- A** aiming your stone directly into the water's ripples.
- B** straightening your knees as you let go of the stone.
- C** curving your finger around the stone's edge when throwing it.
- D** warming the stone in the palm of your hand before throwing it.

39 Which picture shows how the stone should first hit the water's surface?



40 How does someone become the World Stone Skimming Champion?

- A** by making a bouncing stone travel the furthest
- B** by making a stone bounce the greatest number of times
- C** by getting the most bounces from three specially selected stones
- D** by making the greatest number of stones bounce at the same time



**International
Benchmark
Tests in English,
Mathematics
& Science**